



ST. JAMES'S PLACE  
WEALTH MANAGEMENT

## Withdrawal Request

FROM A TRUSTEE INVESTMENT IN A ST. JAMES'S PLACE  
**TRUSTEE INVESTMENT ACCOUNT**



RETIREMENT PLANNING

# WITHDRAWAL REQUEST FROM A TRUSTEE INVESTMENT IN A ST. JAMES'S PLACE TRUSTEE INVESTMENT ACCOUNT

This form should be completed by the trustee(s) when full or partial payment is desired. Please complete the form and return to:  
St. James's Place Wealth Management, Administration Centre, PO Box 9034, Chelmsford, CM99 2XA.

PLEASE COMPLETE IN BLOCK CAPITALS AND BLACK INK AND TICK (✓) OR COMPLETE ANSWERS AS APPROPRIATE

## A. Member Details


The Trustee(s) of the ELLJESS INVESTMENTS LTD EXECUTIVE Scheme

Account Number T I A 2 7 0 9 2 9 5 6


I am/We are entitled to the proceeds from the Plan (numbered as above) and request payment in favour of the applicant.

### SIGNATURE(S) OF TRUSTEE(S) OR OTHER SIGNATORY/IES AUTHORISED BY THE TRUST DEED

#### FIRST SIGNATURE



#### SECOND SIGNATURE




#### THIRD SIGNATURE



#### FOURTH SIGNATURE



#### FIFTH SIGNATURE



#### SIXTH SIGNATURE



Date 29 09 2021  
DAY MONTH YEAR

## Fund Information

If you are invested in a fund that holds property (for example land or buildings) or other assets that can be difficult to sell (for example private equity or private credit), we may delay certain transactions for up to six months. These transactions include requests to transfer, cash in, make a withdrawal

from or switch funds in your plan. If we delay a transaction, the prices used when the transaction takes place will be those effective at the time that we allow the transaction. By investing in such a fund, you accept this amendment to your Terms and Conditions.

## B. Full Withdrawal

☐ Please cash in all units



## C. One-off Withdrawals

Please tick one of the following options only.

Please provide cash:

(A) ☒ of by cashing £ 10,000 N/A in an equal proportion of units in each fund, or

(B) ☐ by cashing in the percentage of my investment in each fund marked below, or

(C) ☐ of £  in the percentage split across funds shown below. This should total 100%.

| InRETIREMENT RANGE    | DISTRIBUTION         | NON-DISTRIBUTION       |                     | DISTRIBUTION         | NON-DISTRIBUTION       |
|-----------------------|----------------------|------------------------|---------------------|----------------------|------------------------|
| Prudence InRetirement | <input type="text"/> | <input type="text"/> % | Growth InRetirement | <input type="text"/> | <input type="text"/> % |
| Balance InRetirement  | <input type="text"/> | <input type="text"/> % |                     |                      |                        |

| INDIVIDUAL FUNDS           | DISTRIBUTION           | NON-DISTRIBUTION       |                                  | DISTRIBUTION           | NON-DISTRIBUTION       |
|----------------------------|------------------------|------------------------|----------------------------------|------------------------|------------------------|
| Alternative Assets         | <input type="text"/> % | <input type="text"/> % | Greater European                 | <input type="text"/> % | <input type="text"/> % |
| Asia Pacific               | <input type="text"/> % | <input type="text"/> % | Index Linked Gilts               | <input type="text"/> % | <input type="text"/> % |
| Balanced Managed           | <input type="text"/> % | <input type="text"/> % | International Equity             | <input type="text"/> % | <input type="text"/> % |
| Continental European       | <input type="text"/> % | <input type="text"/> % | Investment Grade Corporate Bond  | <input type="text"/> % | <input type="text"/> % |
| Corporate Bond             | <input type="text"/> % | <input type="text"/> % | Japan                            | <input type="text"/> % | <input type="text"/> % |
| Diversified Assets (FAIF)* | <input type="text"/>   | <input type="text"/> % | Managed Growth                   | <input type="text"/> % | <input type="text"/> % |
| Diversified Bond           | <input type="text"/> % | <input type="text"/> % | Money Market                     | <input type="text"/> % | <input type="text"/> % |
| Diversified Income         | <input type="text"/> % | <input type="text"/> % | Multi Asset                      | <input type="text"/> % | <input type="text"/> % |
| Emerging Markets Equity    | <input type="text"/> % | <input type="text"/> % | North American                   | <input type="text"/> % | <input type="text"/> % |
| Equity Income              | <input type="text"/> % | <input type="text"/> % | Property*                        | <input type="text"/> % | <input type="text"/> % |
| Gilts                      | <input type="text"/> % | <input type="text"/> % | Strategic Income                 | <input type="text"/> % | <input type="text"/> % |
| Global Emerging Markets    | <input type="text"/> % | <input type="text"/> % | Strategic Managed                | <input type="text"/> % | <input type="text"/> % |
| Global Equity              | <input type="text"/> % | <input type="text"/> % | Sustainable & Responsible Equity | <input type="text"/> % | <input type="text"/> % |
| Global Growth              | <input type="text"/> % | <input type="text"/> % | UK                               | <input type="text"/> % | <input type="text"/> % |
| Global High Yield Bond     | <input type="text"/> % | <input type="text"/> % | UK & International Income        | <input type="text"/> % | <input type="text"/> % |
| Global Managed             | <input type="text"/> % | <input type="text"/> % | UK Absolute Return               | <input type="text"/>   | <input type="text"/> % |
| Global Quality             | <input type="text"/> % | <input type="text"/> % | UK Income                        | <input type="text"/> % | <input type="text"/> % |
| Global Smaller Companies   | <input type="text"/> % | <input type="text"/> % | Worldwide Income                 | <input type="text"/> % | <input type="text"/> % |
| Global Value               | <input type="text"/> % | <input type="text"/> % | TOTAL                            | <b>100</b>             | <b>%</b>               |

\*Please see 'Fund Information' section.

**Note: Values can be specified to two decimal places.**

(If there are insufficient units in any selected fund, the amount will be withdrawn as in (A).)

*It will take up to 15 working days after the St. James's Place Administration Centre has received your instructions for the payment to be credited to the Scheme's bank account.*



## D. Regular Withdrawal

Tick and complete one of the following options only.

Please provide Annualised Amount of £ 10,000 p/m - by cancelling

☒ (A) An equal proportion of my investment in each fund, or

☐ (B) Units from my investment as marked below

| InRETIREMENT RANGE         | DISTRIBUTION           | NON-DISTRIBUTION       |                                  | DISTRIBUTION           | NON-DISTRIBUTION       |
|----------------------------|------------------------|------------------------|----------------------------------|------------------------|------------------------|
| Prudence InRetirement      | <input type="text"/>   | <input type="text"/> % | Growth InRetirement              | <input type="text"/>   | <input type="text"/> % |
| Balance InRetirement       | <input type="text"/>   | <input type="text"/> % |                                  |                        |                        |
| INDIVIDUAL FUNDS           | DISTRIBUTION           | NON-DISTRIBUTION       |                                  | DISTRIBUTION           | NON-DISTRIBUTION       |
| Alternative Assets         | <input type="text"/> % | <input type="text"/> % | Greater European                 | <input type="text"/> % | <input type="text"/> % |
| Asia Pacific               | <input type="text"/> % | <input type="text"/> % | Index Linked Gilts               | <input type="text"/> % | <input type="text"/> % |
| Balanced Managed           | <input type="text"/> % | <input type="text"/> % | International Equity             | <input type="text"/> % | <input type="text"/> % |
| Continental European       | <input type="text"/> % | <input type="text"/> % | Investment Grade Corporate Bond  | <input type="text"/> % | <input type="text"/> % |
| Corporate Bond             | <input type="text"/> % | <input type="text"/> % | Japan                            | <input type="text"/> % | <input type="text"/> % |
| Diversified Assets (FAIF)* | <input type="text"/>   | <input type="text"/> % | Managed Growth                   | <input type="text"/> % | <input type="text"/> % |
| Diversified Bond           | <input type="text"/> % | <input type="text"/> % | Money Market                     | <input type="text"/> % | <input type="text"/> % |
| Diversified Income         | <input type="text"/> % | <input type="text"/> % | Multi Asset                      | <input type="text"/> % | <input type="text"/> % |
| Emerging Markets Equity    | <input type="text"/> % | <input type="text"/> % | North American                   | <input type="text"/> % | <input type="text"/> % |
| Equity Income              | <input type="text"/> % | <input type="text"/> % | Property*                        | <input type="text"/> % | <input type="text"/> % |
| Gilts                      | <input type="text"/> % | <input type="text"/> % | Strategic Income                 | <input type="text"/> % | <input type="text"/> % |
| Global Emerging Markets    | <input type="text"/> % | <input type="text"/> % | Strategic Managed                | <input type="text"/> % | <input type="text"/> % |
| Global Equity              | <input type="text"/> % | <input type="text"/> % | Sustainable & Responsible Equity | <input type="text"/> % | <input type="text"/> % |
| Global Growth              | <input type="text"/> % | <input type="text"/> % | UK                               | <input type="text"/> % | <input type="text"/> % |
| Global High Yield Bond     | <input type="text"/> % | <input type="text"/> % | UK & International Income        | <input type="text"/> % | <input type="text"/> % |
| Global Managed             | <input type="text"/> % | <input type="text"/> % | UK Absolute Return               | <input type="text"/>   | <input type="text"/> % |
| Global Quality             | <input type="text"/> % | <input type="text"/> % | UK Income                        | <input type="text"/> % | <input type="text"/> % |
| Global Smaller Companies   | <input type="text"/> % | <input type="text"/> % | Worldwide Income                 | <input type="text"/> % | <input type="text"/> % |
| Global Value               | <input type="text"/> % | <input type="text"/> % | TOTAL                            | <b>100</b>             | <b>%</b>               |

\*Please see 'Fund Information' section.



#### D. Regular Withdrawal continued...

Note: Values can be specified to two decimal places.

(If there are insufficient units in any selected fund, the amount will be withdrawn as in (A).)

Note: Units will be cancelled using the Bid Price effective on the due date of the payment or the previous working day if the payment date is a non working day. Any withdrawal in excess of the Annual Withdrawal Allowance that would be liable to an Early Withdrawal Charge will be taken from the investment with the lowest charge.

Frequency (please tick)

Monthly

☒

Quarterly

☐

Half-yearly

☐

Annually

☐

Date of first payment

|     |   |       |      |   |   |   |
|-----|---|-------|------|---|---|---|
| 1   | 0 | 11    | 2    | 0 | 2 | 1 |
| DAY |   | MONTH | YEAR |   |   |   |

(This will be at least 30 days after the St. James's Place Administration Centre has received your instruction and investment funds: not 29th, 30th or 31st.)

Note: Where income payments include distributions they will be in your bank account by the 1st working day of the month in which the payment is made. All other income payments will be in your bank account on the day requested each month.

#### E. Payment Details

Withdrawals will only be paid to the scheme bank account

Name and address of Bank or Building Society

|                   |
|-------------------|
| ALLIED IRISH BANK |
| Postcode          |

Sort Code

|   |   |   |   |   |   |   |   |
|---|---|---|---|---|---|---|---|
| 2 | 3 | - | 8 | 3 | - | 9 | 6 |
|---|---|---|---|---|---|---|---|

Account Number

|   |   |   |   |   |   |   |   |
|---|---|---|---|---|---|---|---|
| 0 | 4 | 9 | 1 | 9 | 0 | 8 | 8 |
|---|---|---|---|---|---|---|---|

Name of Account Holder(s)

|   |
|---|
| ELLJESS INVESTMENT LTD EXECUTIVE PENSION SCHEME |
|---|

Roll number (if appropriate)

|  |
|--|
|  |
|--|

