




54369 27185 7528 fR1-4.4
Goldman Pension SSAS
1a Park Ln
Poynton, GB-CHE SK12 1RD
United Kingdom



0103800

QUARTERLY SUMMARY

Analysis Period: January 1, 2024 - March 31, 2024



Interactive Brokers (U.K.) Limited, 20 Fenchurch Street, Floor 12, London EC3M 3BY,
UK. Authorised and regulated by the Financial Conduct Authority

Account: U13269493
Goldman Pension SSAS
Trust

Total Account Value: 100,298.73

ACCOUNT SUMMARY

ACCOUNT INFORMATION

Account Holder(s)	Goldman Pension SSAS
Address of Account Holder(s)	1a Park Ln Poynton, GB-CHE SK12 1RD United Kingdom
Account Number	U13269493
Investment Advisor	Kapwealth Ltd
Address of Investment Advisor	26/27 Van Alloys Business Park Henley-On-Thames, GB-OXF RG9 5QW United Kingdom
Customer Type	Trust
Account Capabilities	Cash
Base Currency	GBP
Your Investment Objectives ^{1, 2}	Growth, Profits from Active Trading and Speculation

NOTES

1. Please carefully review the investment objectives and other information listed for your account and notify the Interactive Brokers Customer Service Department (see below) if anything is incorrect or if anything changes. These investment objectives are explained below.
2. Please note that the investment objectives included on this statement are the ones you declared as of the date this statement was generated, and may not reflect the investment objectives you had selected for this statement period.

Below for your convenience is a summary of the activity in your Interactive Brokers Account for the dates indicated. Please note that this summary is not a substitute for your account statement and does not include a listing of each transaction in your account during the dates covered. To review daily or monthly account statements, please login to Account Management on the Interactive Brokers website.

OTHER INFORMATION

Interactive Brokers LLC is the clearing and carrying broker for your account. Interactive Brokers LLC is a member of the Securities Investor Protection Corporation (SIPC), the Financial Industry Regulatory Authority (FINRA) and the National Futures Association (NFA).

Your account is managed by an independent Financial Advisor selected by you. Your Advisor is not employed by, an agent of, affiliated with, or recommended by Interactive Brokers. It is your sole responsibility to conduct due diligence with respect to, and monitor the investment decisions or instructions of your Advisor. It is also your sole responsibility to determine whether your Advisor is appropriate for you and acting consistent with your instructions. Interactive Brokers does not review or supervise the suitability of your Advisor's investment decisions. Interactive Brokers is not liable for, and you have broadly agreed to indemnify it against all claims relating to the activities of your Advisor.



QUARTERLY SUMMARY

Analysis Period: January 1, 2024 - March 31, 2024

Total Account Value: 100,298.73

ACCOUNT SUMMARY

CHANGE IN ACCOUNT VALUE

	This Quarter 01/01/24 - 03/31/24
BEGINNING VALUE	0.00
Deposits & Withdrawals	100,000.00
Withholding Tax	-10.72
Interest	35.73
Change in Interest Accruals	320.72
Other Fees	-47.00
ENDING VALUE	100,298.73
Change In Value	100,298.73

SUMMARY OF ACCOUNT HOLDINGS (Does not represent asset allocation)

	Market Value As of 03/31/24	Percentage of Account (%)
Cash	99,978.01	99.68
Interest Accruals	320.72	0.32
TOTAL VALUE	100,298.73	100.00


YOUR INDEPENDENT ADVISOR

Kapwealth Ltd
26/27 Van Alloys Business Park
Henley-On-Thames, GB-OXF RG9 5QW
United Kingdom

For questions regarding the advisory services provided to you,
call your independent advisor.

QUARTERLY SUMMARY

Analysis Period: January 1, 2024 - March 31, 2024

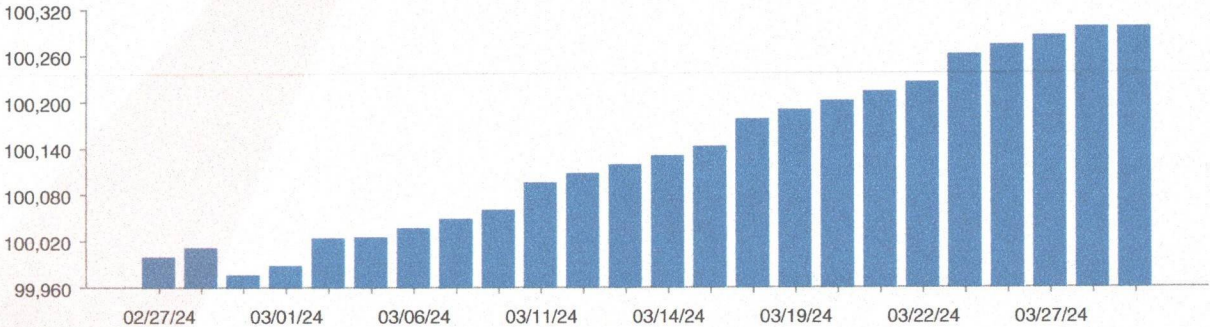


Interactive Brokers (U.K.) Limited, 20 Fenchurch Street, Floor 12, London EC3M 3BY,
UK. Authorised and regulated by the Financial Conduct Authority

Account: U13269493
Goldman Pension SSAS
Trust

ACCOUNT SUMMARY

Net Asset Value



KEY STATISTICS

Cumulative Return:	0.30%
Beginning NAV:	0.00
Deposits/Withdrawals:	100,000.00
Ending NAV:	100,298.73

ALLOCATION

Financial Inst.	Long	(%)
Cash	100,298.73	100.00
Total	100,298.73	100.00

Asset Class	Long	(%)
Cash	100,298.73	100.00
Total	100,298.73	100.00

Sector	Long	(%)
Cash	100,298.73	100.00
Total	100,298.73	100.00

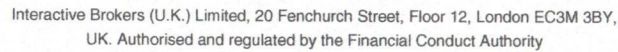
IMPORTANT NOTE:

This portfolio analysis was generated using Interactive Brokers' PortfolioAnalyst tool, which allows Interactive Brokers clients to generate analyses of their accounts using market data provided by third parties along with trade and account data contained in Interactive Brokers' systems. This analysis is for information purposes only and is provided AS IS. Interactive Brokers makes no warranty of any kind, express or implied, as to this report analysis and its contents. The data provided for use in this Portfolio Analysis is believed to be accurate but completeness and accuracy of the information is not guaranteed, and Interactive Brokers has no liability with respect thereto. The data regarding accounts held outside of Interactive Brokers is obtained either directly from you or from the financial institutions holding those accounts through a third-party service provider and Interactive Brokers has not reviewed its accuracy.

This material in this analysis is intended only as a reference and should not be relied upon for the maintenance of your books and records for tax, accounting, financial, or regulatory reporting or for any other purposes. This analysis is not an offer or a solicitation of an offer to buy or sell any security. This material does not and is not intended to take into account the particular financial conditions, investment objectives or requirements of individual customers. Before acting on this material, you should consider whether it is suitable for your particular circumstances and, as necessary, seek professional advice.



Analysis Period: January 1, 2024 - March 31, 2024



Account: U13269493
Goldman Pension SSAS
Trust

ACCOUNT SUMMARY

OUR RECORDS SHOW THE FOLLOWING INFORMATION FOR YOUR ADVISOR

Kapwealth Ltd

ADVISOR FEES BEING DEDUCTED 1

IB Calculated Advisor Fee automatically billed to the client's account with blanket client authorization.

- There is a trade-by-trade advisory fee in effect in addition to ordinary Interactive Brokers brokerage commissions. See details in Account Management.

If you have any questions about this Quarterly Activity Summary, please contact your Financial Advisor.
To report any problem or inaccuracy or discrepancy in this statement, or in your account, please contact the Interactive Brokers Customer Service Department at the Interactive Brokers website www.interactivebrokers.co.uk or call: Interactive Brokers (U.K.) Ltd., 00800-42-276537.

NOTES:

1. Please note that the advisor fees above reflect the current advisor fee arrangement you have asked us to pay to your independent advisor and may not reflect the fee arrangement you had in place during this statement period.

EXPLANATION OF INVESTMENT OBJECTIVES

Objective	Description
Growth	To increase the principal value of your investments over time rather than seek current income. Investor assumes higher degree of risk.
Hedging	To take positions in a product to hedge or offset the risk in another product.
Preservation of Capital and Income Generation	To seek maximum safety and stability for your principal by focusing on securities and investments that carry a low degree of risk and/or to generate dividend, interest or other income instead of or in addition to long-term capital appreciation.
Profits from Active Trading and Speculation	To increase the principal value of your investments by assuming substantially higher risk to your investment capital and/or to substantially increase the principal value of your investments by assuming substantially higher risk to your investment capital.