

# Portfolio Report

06-Apr-2018 - 05-Apr-2019

Generated at: 06-May-2019 05:41:00 (UTC)



(SSAS) Saxo Capital Markets UK Limited (SCML)  
Bank Street 40  
E14 5DA London, London  
United Kingdom  
Phone No.: +442071512000  
Fax No.: 02071512001

MMC SSAS  
BT66 7NJ Moorefield, Lurgan, Lurgan  
Co. Armagh  
United Kingdom

**Client ID: 6412710**  
**Currency: GBP**  
**Account(s): 76000/108535**

Cash available  
**879.61**

Value of positions  
**95,806.89**

Account Value  
**96,686.50**

% Return  
**-13.91 %**

Profit & Loss  
**-13,069.28**

% Return

**-13.91 %**



# Table of Contents

- Account Value.....2
- Profit & Loss.....3
- Portfolio as of 05-Apr-2019.....4
- Consolidated Fee Schedule, 2018 .....5
- Consolidated Fee Schedule, 2019 .....6
- Profit & Loss breakdown, GBP .....7
- Bookings breakdown, GBP .....9

## Account Value

### Summary, GBP

<b>Account Value 06-Apr-2018</b>	<b>131,883.57</b>
Total PL from Stocks*	-13,069.28
Other	-127.79
Cash and Security Transfers	-22,000.00
Adjustment**	0.00
<b>Account Value 05-Apr-2019</b>	<b>96,686.50</b>
Change in Account Value	-35,197.07

\*Total PL includes both realized PL since the beginning of the period as well as unrealized value changes on open positions.

\*\*Adjustments include changes to the value of foreign currency accounts as well as adjustments for accumulated interest and finance charges applied after the end of the period.

### Account Value

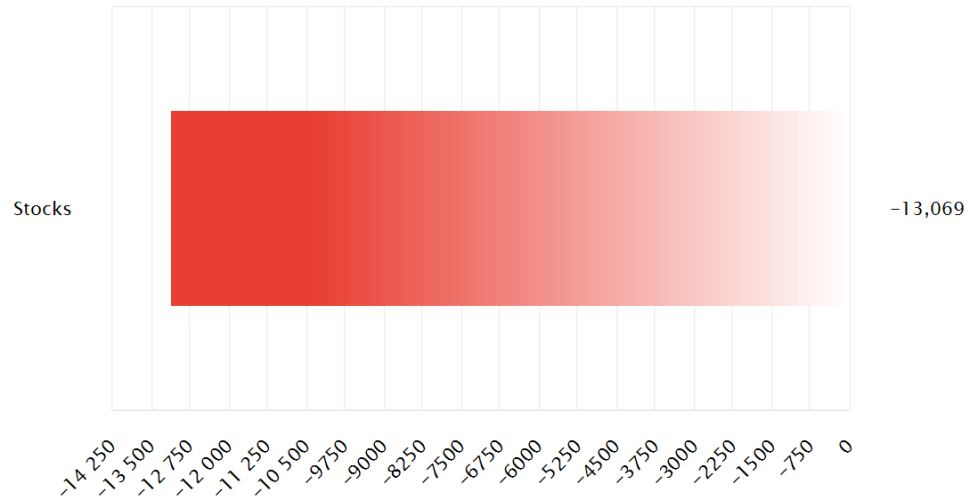
96,686.50



## Profit & Loss

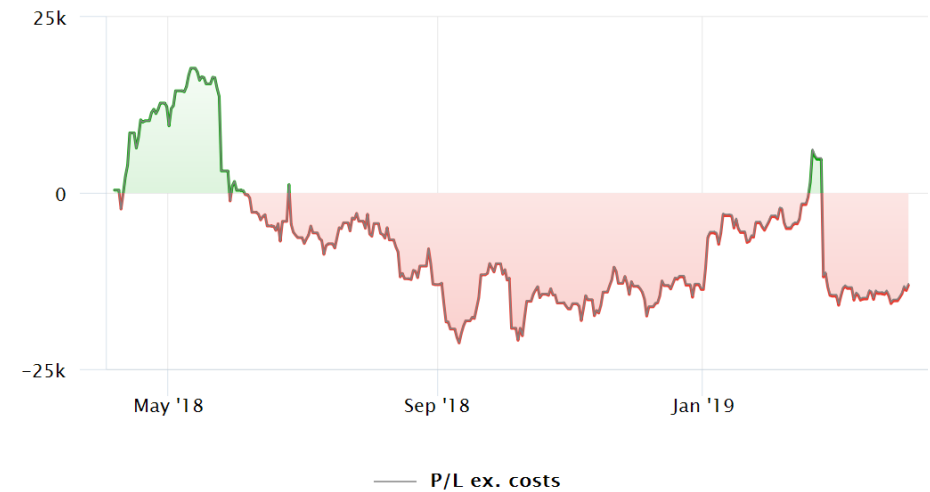
Profit & Loss, GBP

-13,069.28



Cumulative Profit & Loss, GBP

-13,069.28



### Top 3 Gainers

Old Mutual Ltd	16,069.43
Quilter Plc	6,999.79
Tesco Plc	6,039.14

### Top 3 Losers

*Delisted 20180626 (Old Mutual Plc)	-29,147.41
Centamin Plc	-21,927.26
Xtract Resources Plc	-980.66

## Portfolio as of 05-Apr-2019

Cash available  
879.61

Value of positions  
95,806.89

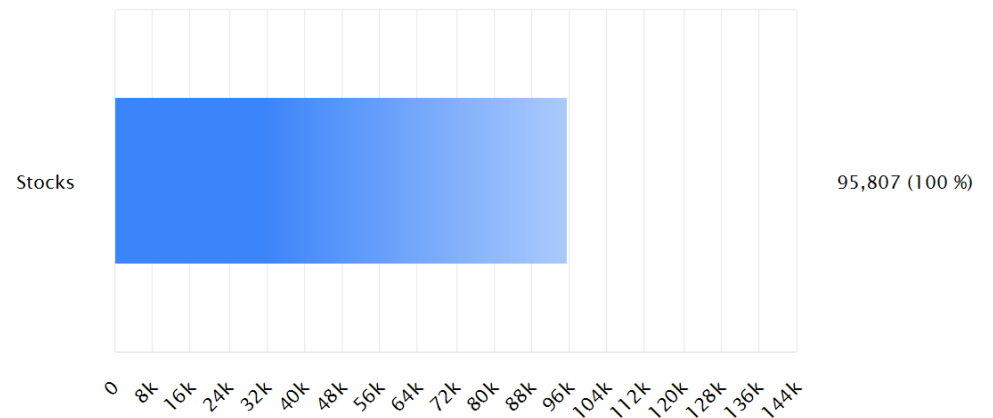
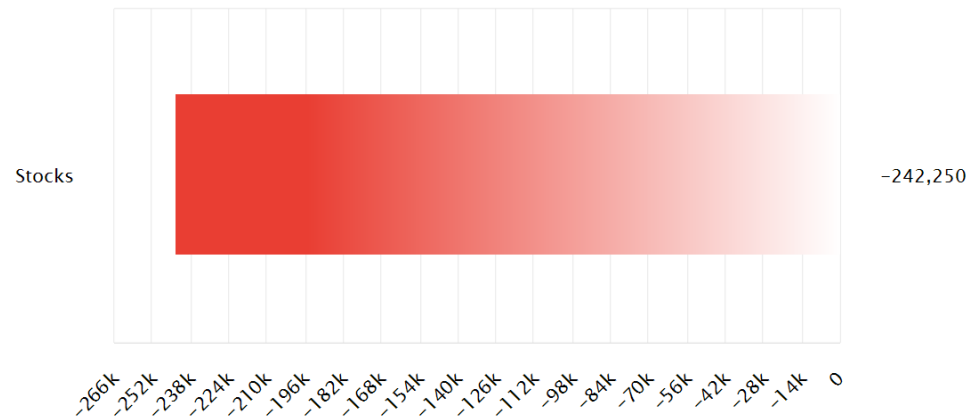
Account Value  
96,686.50

P/L ex. costs, GBP

-242,249.86

Abs. Exposure, GBP

95,806.88



### Holdings

Instrument	Currency	Amount	Open Price	Current Price	% Price	P/L ex. costs	Abs. Exposure	Abs. Exposure %
<b>Stocks</b>						<b>-242,249.9</b>	<b>95,807</b>	<b>100.00 %</b>
*Delisted 20180309 (Bos Global Holdings Ltd)	GBP	818	1,223.48565	0.77500	-99.94 %	-10,001.8	6	0.01 %
Centamin Plc	GBP	45,554	115.43036	89.80000	-22.20 %	-11,675.7	40,907	42.70 %
Conroy Gold And Natural Resources Plc	GBP	5,411	21.66890	6.12500	-71.73 %	-841.1	331	0.35 %
Micro Focus International Plc	GBP	500	1,030.50000	1,954.50000	89.67 %	4,620.0	9,773	10.20 %
Old Mutual Ltd	GBP	12,584	187.45597	121.88000	-34.98 %	-8,252.1	15,337	16.01 %
Quilter Plc	GBP	4,194	0.00000	154.90000	0.00 %	6,496.5	6,497	6.78 %
Tesco Plc	GBP	9,111	274.34260	236.90000	-13.65 %	-3,411.4	21,584	22.53 %
Watchstone Group Plc	GBP	1,062	693.44304	91.10000	-86.86 %	-6,396.9	967	1.01 %
Xtract Resources Plc	GBP	57,686	369.57200	0.70000	-99.81 %	-212,787.5	404	0.42 %

## Consolidated Fee Schedule, 2018

	Q2 (partial)	Q3	Q4	Total
<b>Ongoing Charges</b>	<b>26.33</b>	<b>31.06</b>	<b>27.47</b>	<b>84.86</b>
Non Instrument Related	26.33	31.06	27.47	84.86
Client Custody Fee	26.33	31.06	27.47	84.86
<b>Transaction Costs</b>	<b>14.97</b>		<b>85.53</b>	<b>100.50</b>
Instrument Related	14.97		25.43	40.40
Commission	14.97		25.43	40.40
Non Booked Costs			60.10	60.10
CurrencyConversion			60.10	60.10
<b>Total</b>	<b>41.30</b>	<b>31.06</b>	<b>113.00</b>	<b>185.36</b>
Avg. acct. val in period	126,611.50	99,913.13	95,265.06	106,797.65
Cost % of avg.acct.val	0.03 %	0.03 %	0.12 %	0.17 %

## Consolidated Fee Schedule, 2019

	Q1	Q2 (partial)	Total
<b>Ongoing Charges</b>	<b>33.29</b>	<b>9.64</b>	<b>42.93</b>
Non Instrument Related	33.29	9.64	42.93
Client Custody Fee	29.54	9.64	39.18
Client Interest	3.75		3.75
<b>Total</b>	<b>33.29</b>	<b>9.64</b>	<b>42.93</b>
Avg. acct. val in period	101,856.71	95,869.08	101,416.44
Cost % of avg.acct.val	0.03 %	0.01 %	0.04 %

## Profit & Loss breakdown, GBP

	<i>Value 06-Apr-2018</i>	<i>Cash Bookings</i>	<i>Value 05-Apr-2019</i>	<b>Profit &amp; Loss</b>	<i>Costs</i>	<b>P/L ex. costs</b>
<b>Stocks</b>	<b>126,639.16</b>	<b>17,762.99</b>	<b>95,806.89</b>	<b>-13,069.28</b>	<b>100.50</b>	<b>-12,968.78</b>
*Delisted 20180309 (Bos Global Holdings Ltd)	6.34		6.34			
*Delisted 20180626 (Old Mutual Plc)	29,597.57	450.16		<b>-29,147.41</b>		<b>-29,147.41</b>
Centamin Plc	57,401.28	-5,433.48	40,907.50	<b>-21,927.26</b>	10.52	<b>-21,916.74</b>
Conroy Gold And Natural Resources Plc	1,028.09		331.42	<b>-696.67</b>		<b>-696.67</b>
Micro Focus International Plc	5,470.00	445.40	9,772.50	<b>4,747.90</b>		<b>4,747.90</b>
Nedbank Group - NOCT						
Nedbank Group Ltd		5,950.18		<b>5,950.18</b>	75.01	<b>6,025.19</b>
Old Mutual Ltd						
Old Mutual Ltd		732.05	15,337.38	<b>16,069.43</b>		<b>16,069.43</b>
Quilter Plc		503.28	6,496.51	<b>6,999.79</b>		<b>6,999.79</b>
Tesco Plc	30,660.22	15,115.40	21,583.96	<b>6,039.14</b>	14.97	<b>6,054.11</b>
Watchstone Group Plc	1,091.20		967.48	<b>-123.72</b>		<b>-123.72</b>
Xtract Resources Plc	1,384.46		403.80	<b>-980.66</b>		<b>-980.66</b>
<b>Other</b>	<b>5,244.41</b>	<b>-22,127.79</b>	<b>879.61</b>		<b>127.79</b>	<b>127.79</b>
Cash Balance	5,244.41		879.61			
Cash Transfers		-22,000.00				
Client Custody Fee		-124.04			124.04	<b>124.04</b>
Client Interest		-3.75			3.75	<b>3.75</b>
<b>Total</b>	<b>131,883.57</b>	<b>-4,364.80</b>	<b>96,686.50</b>	<b>-13,069.28</b>	<b>228.29</b>	<b>-12,840.99</b>

<i>Value Beginning</i>	<i>Value of holding at the beginning of the reporting period.</i>
<i>Cash Bookings</i>	<i>Sum of all items, related to the security/type, that affected the cash balance in the reporting period. Includes income and booked costs but excludes non booked costs.</i>



<i>Value End</i>	<i>Value of holding at the end of the reporting period.</i>
<i>Profit &amp; Loss</i>	<i>The profit/loss, related to the security/type, in the reporting period. Includes income, booked and non-booked costs.</i>
<i>Costs</i>	<i>The costs, related to the security/type, in the reporting period. Includes booked and non-booked costs.</i>
<i>P/L ex. costs</i>	<i>The profit/loss, excluding booked and non booked costs, related to the security/type in the reporting period.</i>

## Bookings breakdown, GBP

	<i>Trade Values</i>	<i>Income</i>	<i>Trading Costs</i>	<i>Holding Costs</i>	<i>Other</i>	<b>Total Cash Bookings</b>
<b>Stocks</b>	<b>11,838.09</b>	<b>5,965.30</b>	<b>-40.40</b>			<b>17,762.99</b>
*Delisted 20180626 (Old Mutual Plc)		450.16				450.16
Centamin Plc	-8,803.00	3,380.04	-10.52			-5,433.48
Micro Focus International Plc		445.40				445.40
Nedbank Group Ltd	5,965.09		-14.91			5,950.18
Old Mutual Ltd		732.05				732.05
Quilter Plc		503.28				503.28
Tesco Plc	14,676.00	454.37	-14.97			15,115.40
<b>Other</b>				<b>-127.79</b>		<b>-22,127.79</b>
Cash Transfers						-22,000.00
Client Custody Fee				-124.04		-124.04
Client Interest				-3.75		-3.75
<b>Total</b>	<b>11,838.09</b>	<b>5,965.30</b>	<b>-40.40</b>	<b>-127.79</b>		<b>-4,364.80</b>

<i>Trade Values</i>	<i>Total net value of trades carried out in the period. This includes share amounts on stocks, premiums on options, realized profit/loss on CFDs, FX and Futures.</i>
<i>Income</i>	<i>Net sum of dividends, CFD Cash adjustments and bond coupons.</i>
<i>Trading Costs</i>	<i>All booked costs associated with trading such as commissions, stamp duty and exchange fees. Markups and other non booked costs are not included.</i>
<i>Holding Costs</i>	<i>Sum of all ongoing costs associated with holding the instrument such as financing charges and holding fees.</i>
<i>Other</i>	<i>Unclassified bookings and cash transfers.</i>