

Portfolio Report

06-Apr-2018 - 05-Apr-2019

Generated at: 19-Aug-2019 04:20:27 (UTC)



Saxo Capital Markets UK Ltd (WLC) Client Accounts
Bank Street 40
E14 5DA London, London
United Kingdom
Phone No.: +442071512000
Fax No.: 02071512001

SSAS Turtle Family Pension Fund
Penn Lodge
Hanley Terrace 1
WR14 4PF Malvern, Malvern
Worcestershire
United Kingdom

Client ID: 7734321
Currency: GBP
Account(s): 76000/112877

Cash Balance
17,761.56

Value of positions
15,693.69

Account Value
33,455.25

% Return
-34.50 %

Profit & Loss
-17,565.74

% Return

-34.50 %



Table of Contents

- Account Value.....2
- Profit & Loss.....3
- Portfolio as of 05-Apr-2019.....4
- Consolidated Fee Schedule, 20185
- Consolidated Fee Schedule, 20196
- Profit & Loss breakdown, GBP7
- Bookings breakdown, GBP8

Account Value

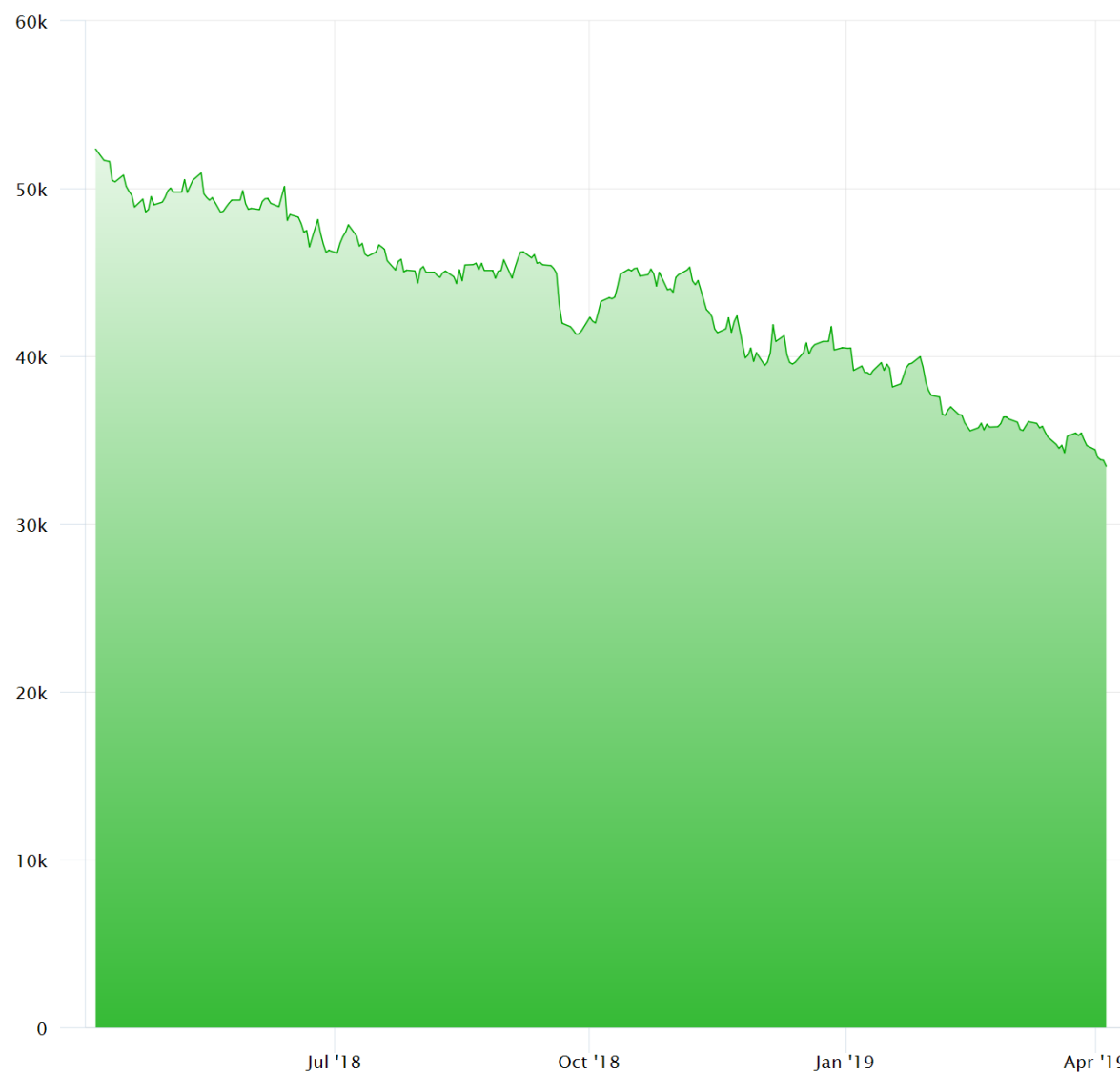
Summary, GBP

Account Value 06-Apr-2018	51,075.75
Total PL from Stocks*	-17,565.74
Other	-54.76
Cash and Security Transfers	0.00
Adjustment**	0.00
Account Value 05-Apr-2019	33,455.25
Change in Account Value	-17,620.50

*Total PL includes both realized PL since the beginning of the period as well as unrealized value changes on open positions.

**Adjustments include changes to the value of foreign currency accounts as well as adjustments for accumulated interest and finance charges applied after the end of the period.

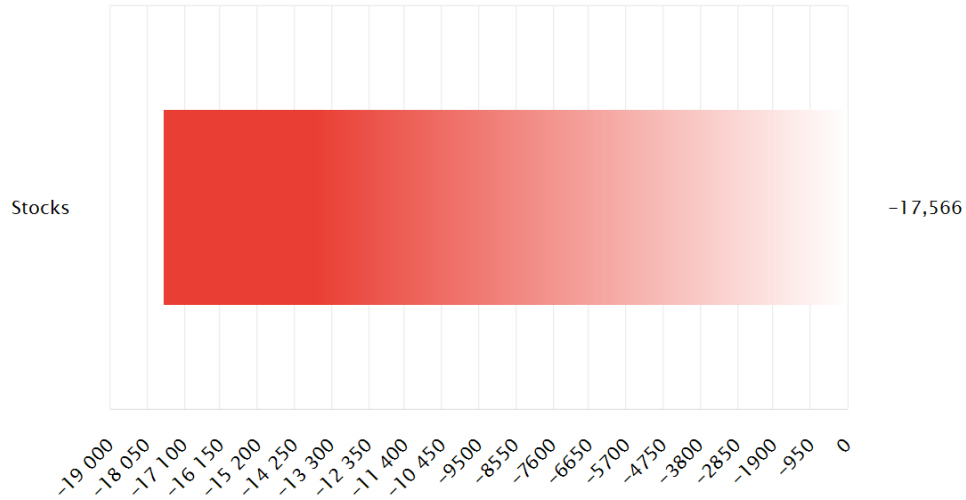
Account Value

33,455.25


Profit & Loss

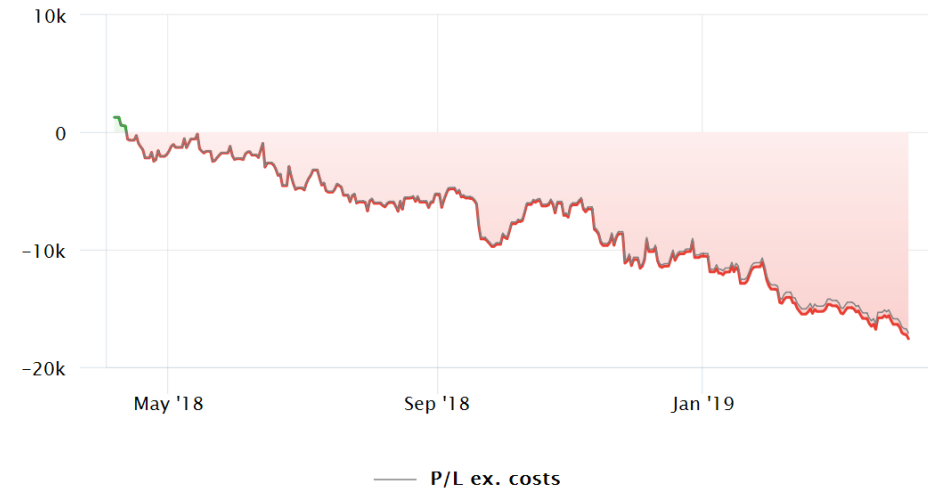
Profit & Loss, GBP

-17,565.74



Cumulative Profit & Loss, GBP

-17,565.74



Top 3 Gainers

TP Group Plc	418.50
--------------	--------

Top 3 Losers

Petro Matad Ltd	-7,593.70
ETFS 3X Daily Short FTSE 100	-5,919.64
IQE Plc	-3,932.55

Portfolio as of 05-Apr-2019

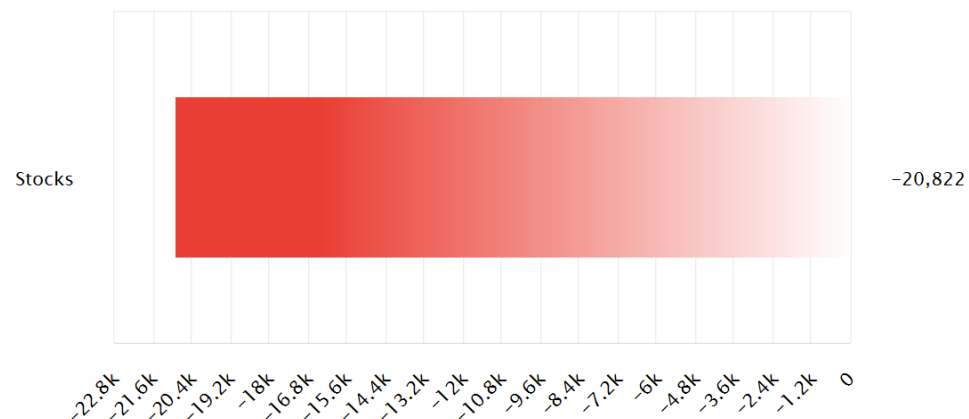
Cash Balance
17,761.56

Value of positions
15,693.69

Account Value
33,455.25

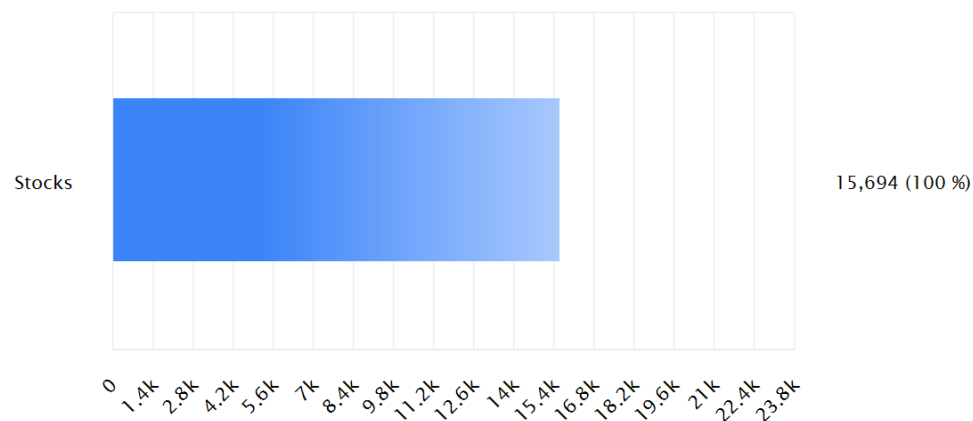
P/L ex. costs, GBP

-20,821.62



Abs. Exposure, GBP

15,693.70



Holdings

Instrument	Currency	Amount	Open Price	Current Price	% Price	P/L ex. costs	Abs. Exposure	Abs. Exposure %
Stocks						-20,821.6	15,694	100.00 %
Carillion Plc - NOCT	GBP	2,200	226.90000	14.20000	-93.74 %	-4,679.4	312	1.99 %
ETFS 3X Daily Short FTSE 100	GBP	6,952	453.44528	221.25000	-51.21 %	-16,142.2	15,381	98.01 %

Consolidated Fee Schedule, 2018

	Q2 (partial)	Q3	Q4	Total
Ongoing Charges	66.78	71.70	83.82	222.30
<i>Instrument Related</i>	56.77	57.76	70.47	185.00
ETF and Mutual Funds External costs	56.77	57.76	70.47	185.00
<i>Non Instrument Related</i>	10.01	13.94	13.35	37.30
Client Custody Fee	10.01	13.94	13.35	37.30
Total	66.78	71.70	83.82	222.30
<i>Avg. acct. val in period</i>	49,247.20	45,184.26	42,385.50	45,513.01
<i>Cost % of avg.acct.val</i>	0.14 %	0.16 %	0.20 %	0.49 %

Consolidated Fee Schedule, 2019

	Q1	Q2 (partial)	Total
Ongoing Charges	74.89	8.42	83.31
<i>Instrument Related</i>	61.73	4.12	65.85
ETF and Mutual Funds External costs	61.73	4.12	65.85
<i>Non Instrument Related</i>	13.16	4.30	17.46
Client Custody Fee	13.16	4.30	17.46
Transaction Costs	180.00		180.00
<i>Instrument Related</i>	180.00		180.00
Commission	96.00		96.00
IB Transaction Fee	84.00		84.00
Total	254.89	8.42	263.31
<i>Avg. acct. val in period</i>	37,016.57	33,897.57	36,787.23
<i>Cost % of avg.acct.val</i>	0.69 %	0.02 %	0.72 %
<i>Saxo Group Revenue Sharing</i>	84.00		84.00

Profit & Loss breakdown, GBP

	Value 06-Apr-2018	Cash Bookings	Value 05-Apr-2019	Profit & Loss	Costs	P/L ex. costs
Stocks	50,968.40	17,708.97	15,693.69	-17,565.74	430.85	-17,134.89
Carillion Plc - NOCT	312.40		312.40			
ETFS 3X Daily Short FTSE 100	21,300.93		15,381.29	-5,919.64	250.85	-5,668.79
IQE Plc	8,348.87	4,416.32		-3,932.55	25.00	-3,907.55
ITV Plc	7,821.70	7,283.35		-538.35	75.00	-463.35
Petro Matad Ltd	9,509.50	1,915.80		-7,593.70	40.00	-7,553.70
TP Group Plc	3,675.00	4,093.50		418.50	40.00	458.50
Other	107.35	-54.76	17,761.56		54.76	54.76
Cash Balance	107.35		17,761.56			
Cash Transfers						
Client Custody Fee		-54.76			54.76	54.76
Total	51,075.75	17,654.21	33,455.25	-17,565.74	485.61	-17,080.13

Value Beginning	Value of holding at the beginning of the reporting period.
Cash Bookings	Sum of all items, related to the security/type, that affected the cash balance in the reporting period. Includes income and booked costs but excludes non booked costs.
Value End	Value of holding at the end of the reporting period.
Profit & Loss	The profit/loss, related to the security/type, in the reporting period. Includes income, booked and non-booked costs.
Costs	The costs, related to the security/type, in the reporting period. Includes booked and non-booked costs.
P/L ex. costs	The profit/loss, excluding booked and non booked costs, related to the security/type in the reporting period.

Bookings breakdown, GBP

	<i>Trade Values</i>	<i>Income</i>	<i>Trading Costs</i>	<i>Holding Costs</i>	<i>Other</i>	Total Cash Bookings
Stocks	17,467.39	421.58	-180.00	0.00		17,708.97
ETFS 3X Daily Short FTSE 100				0.00		
IQE Plc	4,441.32		-25.00			4,416.32
ITV Plc	6,936.77	421.58	-75.00			7,283.35
Petro Matad Ltd	1,955.80		-40.00			1,915.80
TP Group Plc	4,133.50		-40.00			4,093.50
Other				-54.76		-54.76
Client Custody Fee				-54.76		-54.76
Total	17,467.39	421.58	-180.00	-54.76		17,654.21

<i>Trade Values</i>	<i>Total net value of trades carried out in the period. This includes share amounts on stocks, premiums on options, realized profit/loss on CFDs, FX and Futures.</i>
<i>Income</i>	<i>Net sum of dividends, CFD Cash adjustments and bond coupons.</i>
<i>Trading Costs</i>	<i>All booked costs associated with trading such as commissions, stamp duty and exchange fees. Markups and other non booked costs are not included.</i>
<i>Holding Costs</i>	<i>Sum of all ongoing costs associated with holding the instrument such as financing charges and holding fees.</i>
<i>Other</i>	<i>Unclassified bookings and cash transfers.</i>