
Your Valuation Report

Report as at 30th June 2024 for:

INFOMATRIX ONEVIEW PENSION TRUST

Wealth Manager Contact Details:

ANDREW COVENEY
EQUERRY INVESTMENT MANAGEMENT
MICHELIN HOUSE
81 FULHAM ROAD
KENSINGTON
LONDON
SW3 6RD
Tel: 0203 393 6524



EQUERRY
INVESTMENT MANAGEMENT

■ Portfolio Summary

INFOMATRIX ONEVIEW PENSION TRUST

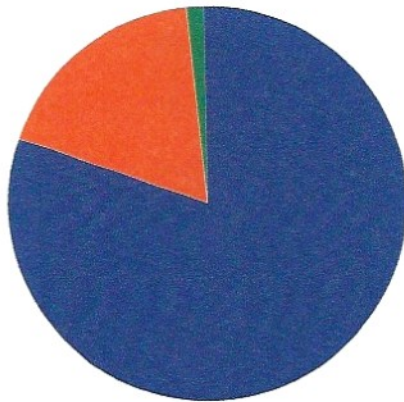
Currency: GBP

- Valuation as at 30th June 2024

Reference - RKIN0089

Total Portfolio Value as at 30th June 2024 was £38,176.37

Your Current Asset Allocation



■ EQUITY
■ MONEY MARKET
■ TOTAL CASH

| Amount | Percentage |
|------------|------------|
| £30,777.42 | 80.6% |
| £6,851.87 | 17.9% |
| £547.08 | 1.4% |

Your Portfolio at a Glance

| | Opening Value 1st April 2024 | Current Value 30th June 2024 | % of Portfolio | Change This Period | Change Last 12 months |
|--|---------------------------------|---------------------------------|-------------------|-----------------------|--------------------------|
| INFOMATRIX ONEVIEW PENSION TRUST - DEALING CAPITAL ACCOUNT | | | | | |
| Account Reference - RKIN0089 D | £39,581.50 | £38,176.37 | 100.00% | £-1,405.13 | £-3,332.31 |
| | £39,581.50 | £38,176.37 | 100.00% | £-1,405.13 | £-3,332.31 |

Portfolio Breakdown

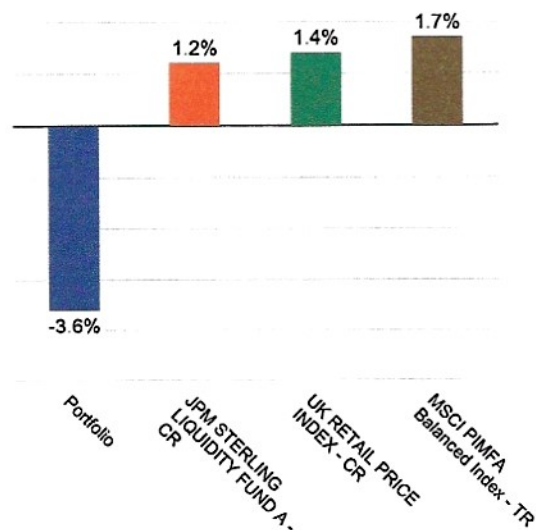
INFOMATRIX ONEVIEW PENSION TRUST

Currency: GBP

- Valuation as at 30th June 2024

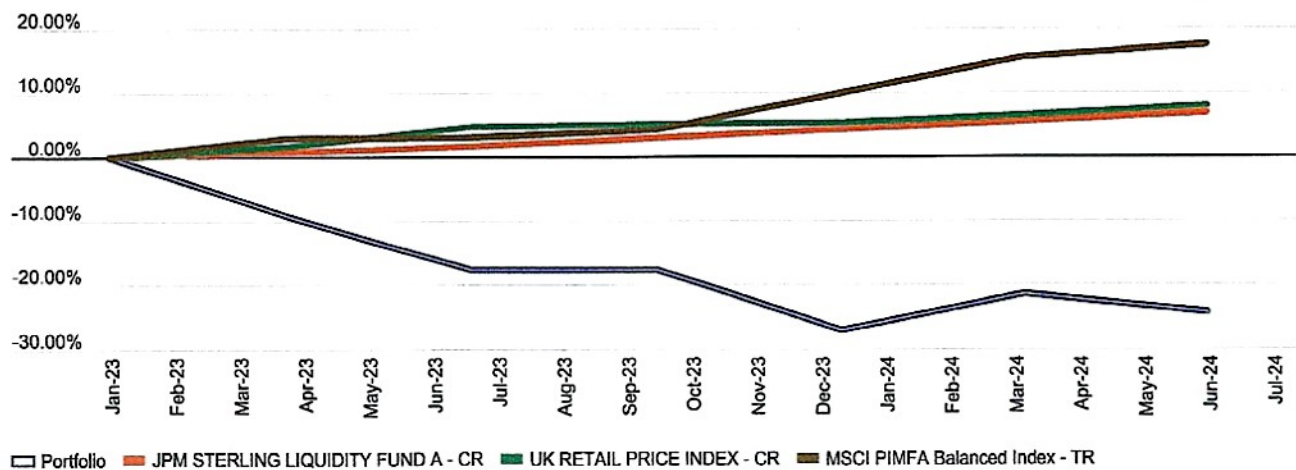
Reference - RKIN0089

Performance from 1st April 2024 to 30th June 2024



Source of data: Interactive Data

Performance - Historic



Portfolio Breakdown








INFOMATRIX ONEVIEW PENSION TRUST

Currency: GBP

- Valuation as at 30th June 2024

Reference - RKIN0089

Top Portfolio Holdings (Excluding Cash)

| Security and description | Asset Type | % of total portfolio |
|--|--------------|---|
| VT ARGONAUT FUNDS VT ARGONAUT ABST RTN I ACC | EQUITY | 24.9%  |
| ROYAL LONDON BD FD RL SHT TERM MONEY MKT Y ACC | MONEY MARKET | 18.2%  |
| LIONTRUST GBL FDS GF EUR STRAT EQTY C3 GBP | EQUITY | 15.5%  |
| BNY MELLON INV FDS BNY MLN GBL INC INSTL W ACC | EQUITY | 15.3%  |
| SOLGOLD PLC ORD GBP0.01 | EQUITY | 11.9%  |
| WS BLUE WHALE INV WS BLUE WHALE GROWTH I ACC | EQUITY | 11.6%  |
| GALILEO RESOURCES ORD GBP0.001 | EQUITY | 2.6%  |



Investment Gain/Loss

| Realised Gains/Losses This period | Realised Gains/Losses Last 12 months | Unrealised Gains/Losses As at Valuation Date |
|--------------------------------------|---|---|
| £0.00 | -£2,710.41 | -£8,097.08 |

The information provided here and in this report should not be used for tax purposes.

Income analysis for period 1st April 2024 to 30th June 2024

Income by asset type

| Asset type | % |
|--------------|---|
| MONEY MARKET | 79.6%  |
| EQUITY | 20.4%  |

Top income contributors

| Security and description | Income | % of total income |
|--|---------|-------------------|
| ROYAL LONDON BD FD RL SHT TERM MONEY MKT Y ACC | £176.65 | 79.6% |
| BNY MELLON INV FDS BNY MLN GBL INC INSTL W ACC | £45.22 | 20.4% |

Cash Summary and Statement

INFOMATRIX ONEVIEW PENSION TRUST

Currency: GBP

- Valuation as at 30th June 2024

Reference - RKIN0089

Cash Summary - INFOMATRIX ONEVIEW PENSION TRUST DEALING CAPITAL ACCOUNT (GBP) - RKIN0089 D

| Debits | Total | Credits | Total |
|---------------------------|---------|---------------------|---------|
| Securities | £0.00 | Securities | £0.00 |
| Bought | £0.00 | Sold | £0.00 |
| Cash | £0.00 | Cash | £268.54 |
| Withdrawals | £0.00 | Deposits | £268.54 |
| Management And Other Fees | £176.41 | Income | £28.40 |
| | | Dividend | £0.00 |
| | | Interest | £28.40 |
| Adjustments | £0.00 | Adjustments | £0.00 |
| Adjusted securities | £0.00 | Adjusted securities | £0.00 |
| Cash adjustments | £0.00 | Cash adjustments | £0.00 |
| Income adjustments | £0.00 | Fee adjustments | £0.00 |
| Total debits | £176.41 | Total credits | £296.94 |

Cash Statement DEALING CAPITAL ACCOUNT (GBP) - RKIN0089 D

| Date | Type Transaction ref. | Description | Debit | Credit | Running Balance |
|------------|------------------------------|---|---------|---------|--------------------|
| | | Balance brought forward | | | £426.55 |
| 05/04/2024 | Journal Credit 05D2401960 | CASH DISTRIBTN at GBP0.006170 p.s. on 43523 PRAX EXPLORATION A DEFERRED CONSIDERATION UNI | | £268.54 | £695.09 |
| 19/04/2024 | Interest A00097JC9A | GROSS FREE MONEY INTEREST RKIN0089 D FOR PERIOD 01OCT23 TO 31MAR24 | | £28.40 | £723.49 |
| 26/04/2024 | Charges J0009880LA | Val Chg Inc VAT / RKIN0089__D | £15.00 | | £708.49 |
| 26/04/2024 | Charges J00098UFNA | Custody Chg / RKIN0089__D | £4.89 | | £703.60 |
| 28/05/2024 | Charges J000A0K10A | Custody Chg / RKIN0089__D | £4.71 | | £698.89 |
| 03/06/2024 | Dividend 010136101B | Dividend on 1,788.7790 Valued on 310524 BNY MELLON INV FDS BNY MLN GBL INC INSTL W AC | | | £698.89 |
| 27/06/2024 | Charges J000A20FCA | Custody Chg / RKIN0089__D | £4.85 | | £694.04 |
| 27/06/2024 | Charges J000A2NRZA | Mgt Fee Inc VAT / RKIN0089__D | £146.96 | | £547.08 |
| | | Closing balance | | | £547.08 |

■ Portfolio Charges

INFOMATRIX ONEVIEW PENSION TRUST

Currency: GBP

- Valuation as at 30th June 2024

Reference - RKIN0089

| Account Holder | Account Type | Base Ccy Charge | Portfolio Ccy Charge |
|---|-------------------------------|-----------------|----------------------|
| Total Management and Other Fees | | | |
| INFOMATRIX ONEVIEW PENSION TRUST RKIN0089 D | DEALING CAPITAL ACCOUNT (GBP) | £176.41 | £176.41 |
| INFOMATRIX ONEVIEW PENSION TRUST Total | | | £176.41 |
| Portfolio Total | | | £176.41 |
| Total Cost Associated with Trade Execution | | | |
| INFOMATRIX ONEVIEW PENSION TRUST RKIN0089 D | DEALING CAPITAL ACCOUNT (GBP) | £0.00 | £0.00 |
| INFOMATRIX ONEVIEW PENSION TRUST Total | | | £0.00 |
| Portfolio Total | | | £0.00 |

Page intentionally left blank

Page intentionally left blank

File61 / 000000 - 01/01/RK166

INFOMATRIX ONEVIEW PENSION TRUST
VENTURE WALES BUILDING
PENTREBACH
MERTHYR TYDFILL
CF48 4DR



38900/00008/4/000113



Equerry Investment Management is a trade name of Raymond James Investment Services Limited utilised under exclusive licence. Raymond James Investment Services Ltd is authorised and regulated by the Financial Conduct Authority, No.194713 and is a member of the London Stock Exchange. Registered in England and Wales No. 3779657. Registered Office: Ropemaker Place, 25 Ropemaker Street, London, EC2Y 9LY. This document should not be interpreted as a statement of securities held on your behalf by Pershing Securities Limited. For such a statement please refer to the regular custody report. Pershing Securities Limited is an affiliate of Pershing LLC, a subsidiary of The Bank of New York Mellon Corporation. Registered in England and Wales under No. 2474912. Member of the London Stock Exchange. Authorised and regulated by the Financial Conduct Authority, No. 146576. E. & O. E.

Page intentionally left blank

Portfolio Notes

INFOMATRIX ONEVIEW PENSION TRUST

- Valuation as at 30th June 2024

Reference - RKIN0089

Currency: GBP

Basis of Valuation

Your portfolio valuation is valued in the indicated base currency. This may include a combination of holdings and cash in the base currency and foreign currencies. The valuation section of the report will value all assets in the indicated base currency including cash positions that are not in the base currency. Foreign exchange rates used in the valuation section are as provided. Foreign currency-denominated securities and financial instruments are subject to fluctuations in exchange rates that may have a positive or adverse effect on the value, price or income of such securities or financial instruments.

Prices are quoted as at the close of business on the valuation date. If the valuation date falls on a non-business day, the prices quoted will be those as at the close of business on the last business day before the valuation date. For instruments not pricing daily, in arrears due to late fund valuation points, or delayed fund administrator distribution, the price reported will be based on the last price received by our data vendor.

UK quoted securities are valued at the mid-market price quoted on the London Stock Exchange. Overseas securities are valued at their mid-market price or last traded price on the relevant stock exchange as obtained from ICE Data Services. Collective investment schemes that price on the basis of a bid/ask spread are valued at the middle of the prices prevailing on the valuation date. Collective investment schemes that operate on a single price basis are valued at the NAV price prevailing on the valuation date. Prices marked with a (t) have been obtained and provided by us. The source of these prices is available upon request.

Where your report is based on Pershing instrument classifications, these are in part based on the Industry Classification Benchmark ("ICB") and owned by FTSE International Limited ("FTSE"). "FTSE" is a trademark of the London Stock Exchange Group companies and is used by FTSE under licence. FTSE does not accept any liability to any person for any loss or damage arising out of any error or omission in the ICB.

SEDOL Masterfile® is a registered trade mark of the London Stock Exchange Group Plc.

Source: MSCI. This MSCI data is comprised of a custom index calculated by MSCI for and as requested by, the Personal Investment & Financial Advice Association. The MSCI data is for internal use only and may not be redistributed or used in connection with creating or offering any securities, financial products or indices. Neither MSCI nor any other third party involved in or related to compiling, computing or creating the MSCI data (the "MSCI Parties") makes any express or implied warranties or representations with respect to such data (or the results to be obtained by the use thereof), and the MSCI Parties hereby expressly disclaim all warranties of originality, accuracy, completeness, merchantability or fitness for a particular purpose with respect to such data. Without limiting any of the foregoing, in no event shall any of the MSCI Parties have any liability for any direct, indirect, special, punitive, consequential or any other damages (including lost profits) even if notified of the possibility of such damages.

Gross Yield and Gross Income Figures

Yield and income figures are shown on a gross basis. Actual income received may be less if tax or notional tax credits have been deducted before the income is paid.

Transactions Undertaken During the Period

Disposals and acquisitions since the last valuation date are shown. The gain/loss figure is calculated using the average book cost of the holding after aggregating all acquisitions and disposals. This figure is a guide only and should not be used for taxation purposes.

Cash Transactions

The Cash Transaction Summary section will show the cash positions in the actual currency in which they are held.

Dividends, interest payments and other benefits received are included up to and including the date of the valuation, whether or not that date falls on a business day.

Detailed Trade Information

Detailed information on all trades entered into during the reporting period is contained within contract notes provided after each transaction where requested.

Performance Comment

Historical performance is shown on an accumulated basis and is calculated net of fees. Performance is calculated either from the start of the first period, or the start of the subsequent period depending on your circumstances. The values calculated will be based on the individual accounts that are linked to your portfolio as at the valuation end date. Where performance on an earnings account has been excluded, this account will be suppressed from the account performance section but will continue to form part of the overall historic performance calculation. A full list of accounts linked to this portfolio can be found in the Portfolio Summary section of this document.

Where accounts have been added or removed from this portfolio, the historic performance graph found in the Portfolio Breakdown section of this report should be viewed as indicative and may not reflect the exact performance of the portfolio.

When comparing portfolio and index performance we use the most recently published figures. Please note some index data is published in arrears. For further information please speak to your wealth manager.

Glossary

Throughout your portfolio valuation a number of abbreviations are used in the name of certain securities and indices. Below is a glossary of the most common abbreviations:

TR – Total Return

TRN – Total Return Net (of withholding tax)

TRG – Total Return Gross (of withholding tax)

LC – Local Currency

ACWI – All Countries World Index

CPI – Consumer Price Index

RPI – Retail Price Index

I/L – Index Linked

PIMFA – The Personal Investment Management and Financial Advice Association

Exchange Rates Used

Not applicable to this portfolio

■ Transactions

INFOMATRIX ONEVIEW PENSION TRUST

Currency: GBP

- Valuation as at 30th June 2024

Reference - RKIN0089

Transactions by Type - INFOMATRIX ONEVIEW PENSION TRUST DEALING CAPITAL ACCOUNT - RKIN0089 D

| Trade Date | Transaction Type | Details | Quantity | Price (GBP) | Cost (GBP) | Proceeds | Gain/Loss |
|------------------|--------------------------|--|----------|-------------|------------|----------|-----------|
| MONEY MARKET | | | | | | | |
| 30/04/2024 | ADJUST - ACCUMULATION | B8XYYQ8 - ROYAL LONDON BD FD RL SHT TERM MONEY MKT Y ACC | | | £176.65 | | |
| 30/04/2024 | ADJUST - EQUALISATION | B8XYYQ8 - ROYAL LONDON BD FD RL SHT TERM MONEY MKT Y ACC | | | -£45.52 | | |
| Period Totals | | | | | £131.13 | | |

Prices are rounded to 2 decimal places for display. Values are calculated using multiple decimal places.

Portfolio Valuation

INFOMATRIX ONEVIEW PENSION TRUST

- Valuation as at 30th June 2024

Reference - RKIN0089

Currency: GBP

INFOMATRIX ONEVIEW PENSION TRUST DEALING CAPITAL ACCOUNT - RKIN0089 D

| Security Name and Description | Valuation Holding | Current Price Portfolio Ccy [Current Price Stock Ccy] | Current Value Portfolio Ccy [Current Value Stock Ccy] | Cost | Unrealised Gain/Loss | Estimated Gross Income | Est. Yield % |
|--|-------------------|---|---|------------|----------------------|------------------------|--------------|
| EQUITY - 80.6% | | | | | | | |
| UNITED KINGDOM | | | | | | | |
| CANADIAN OVERSEAS COM NPV(POST REV SPLIT) (DI | 161,403 | £0† | £1.61 | £7,295.12 | -£7,293.51 | | |
| GALILEO RESOURCES ORD GBP0.001 | 92,845 | £0.0105 | £974.87 | £1,339.54 | -£364.67 | | |
| PRAX EXPLORATION A DEFERRED CONSIDERATION UNIT | 43,523 | NO PRICE | | | | | |
| SOLGOLD PLC ORD GBP0.01 | 51,060 | £0.0876 | £4,472.86 | £7,142.80 | -£2,669.94 | | |
| GLOBAL | | | | | | | |
| BNY MELLON INV FDS BNY MLN GBL INC INSTL W ACC | 1,788.779 | £3.2109 XD | £5,743.59 | £5,670.82 | £72.77 | £185 | 3.2% |
| LIONTRUST GBL FDS GF EUR STRAT EQTY C3 GBP | 232.475 | £25.1105 | £5,837.56 | £5,027.00 | £810.56 | | |
| VT ARGONAUT FUNDS VT ARGONAUT ABST RTN I ACC | 2,740.6244 | £3.4174 | £9,365.92 | £8,374.94 | £990.98 | £162 | 1.7% |
| WS BLUE WHALE INV WS BLUE WHALE GROWTH I ACC | 1,766.394 | £2.4802 XD | £4,381.01 | £4,027.00 | £354.01 | £13 | 0.3% |
| Total | | | £30,777.42 | £38,877.22 | | £360 | |
| MONEY MARKET - 17.9% | | | | | | | |
| UNITED KINGDOM | | | | | | | |
| ROYAL LONDON BD FD RL SHT TERM MONEY MKT Y ACC | 6,155.3854 | £1.1132 | £6,851.87 | £6,849.15 | £2.72 | £344 | 5.0% |
| Total | | | £6,851.87 | £6,849.15 | | £344 | |
| CASH LEDGER BALANCE - 1.4% | | | | | | | |
| Total | | | £547.08 | £547.08 | | £14 | |
| Account Totals | | | £38,176.37 | £46,273.45 | | £718 | |

† Denotes prices have been obtained and provided by us

■ Portfolio Breakdown

INFOMATRIX ONEVIEW PENSION TRUST

Currency: GBP

- Valuation as at 30th June 2024

Reference - RKIN0089

Performance in this period

INFOMATRIX ONEVIEW PENSION TRUST - DEALING CAPITAL ACCOUNT **RKIN0089 D**

-3.6%

Investment Objective - As agreed with your Wealth Manager

Note: Historical performance is shown on an accumulated basis. Performance is calculated either from the start of the first period, or the start of the subsequent period depending on your circumstances. The values calculated will be based on the individual accounts that are linked to your portfolio as at the valuation end date. Where performance on an earnings account has been excluded, this account will be suppressed from the account performance section but will continue to form part of the overall historic performance calculation. A full list of accounts linked to this portfolio can be found in the Portfolio Summary section of this document.

The calculation of your portfolio is time and money weighted, so that the overall performance calculation takes into account funds that have been added and removed. Benchmarks shown are total return values. If the total return value is not available, or you have requested it, then the capital return value will be shown instead. This will be denoted by (CR) in the benchmark description. Total return benchmarks are calculated assuming the re-investment of all interest, dividends and distributions. Capital return benchmarks exclude re-invested income.

Past performance should not be taken as an indication or guarantee of future performance and no representation or warranty, express or implied, is made regarding future performance.

Portfolio Breakdown

INFOMATRIX ONEVIEW PENSION TRUST

Currency: GBP

- Valuation as at 30th June 2024

Reference - RKIN0089

Total Portfolio Value as at 30th June 2024 was £38,176.37

Sector Allocation



Asset Allocation in Detail

As at 30 June 2024

| | | |
|--------------|--------|--|
| EQUITY | 80.6 % | |
| MONEY MARKET | 17.9 % | |
| TOTAL CASH | 1.4 % | |

As at 1 April 2024

| | | |
|--------------|--------|--|
| EQUITY | 81.6 % | |
| MONEY MARKET | 17.3 % | |
| TOTAL CASH | 1.1 % | |

Geographical Allocation



■ Contents

| | |
|--|----|
| Portfolio Summary | 3 |
| Portfolio Breakdown - Review, Performance & Income | 4 |
| Portfolio Valuation, Cash Summary and Accounts, Transactions | 8 |
| INFOMATRIX ONEVIEW PENSION TRUST - DEALING CAPITAL ACCOUNT - Portfolio Valuation - RKIN0089 D | 8 |
| INFOMATRIX ONEVIEW PENSION TRUST - DEALING CAPITAL ACCOUNT - Cash Summary and Accounts - RKIN0089 D | 9 |
| INFOMATRIX ONEVIEW PENSION TRUST - DEALING CAPITAL ACCOUNT - Transactions - RKIN0089 D | 10 |
| Portfolio Charges | 11 |
| Portfolio Notes | 12 |