
Your Valuation Report

Report as at 30th June 2024 for:

TRIUMPH PENSION FUND

Wealth Manager Contact Details:

ANDREW COVENEY
EQUERRY INVESTMENT MANAGEMENT
MICHELIN HOUSE
81 FULHAM ROAD
KENSINGTON
LONDON
SW3 6RD
Tel: 0203 393 6524



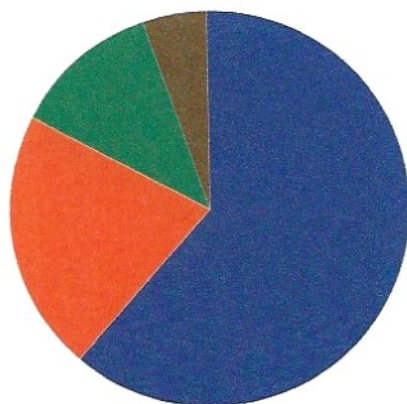
Portfolio Summary

TRIUMPH PENSION FUND - Valuation as at 30th June 2024
Reference - RKTR0094

Currency: GBP

Total Portfolio Value as at 30th June 2024 was £58,244.32

Your Current Asset Allocation



	Amount	Percentage
■ EQUITY	£35,855.70	61.6%
■ MONEY MARKET	£12,373.81	21.2%
■ TOTAL CASH	£6,973.49	12.0%
■ FIXED INTEREST	£3,041.32	5.2%

Your Portfolio at a Glance

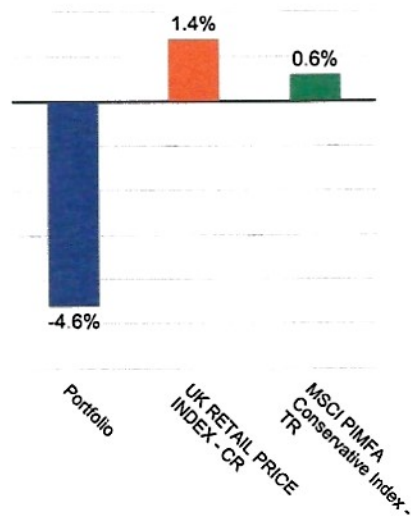
	Opening Value 1st April 2024	Current Value 30th June 2024	% of Portfolio	Change This Period	Change Last 12 months
TRIUMPH PENSION FUND - DEALING CAPITAL ACCOUNT Account Reference - RKTR0094 D	£63,157.00	£58,244.32	100.00%	-£4,912.68	-£23,096.73
	£63,157.00	£58,244.32	100.00%	-£4,912.68	-£23,096.73

Portfolio Breakdown

TRIUMPH PENSION FUND - Valuation as at 30th June 2024
Reference - RKTR0094

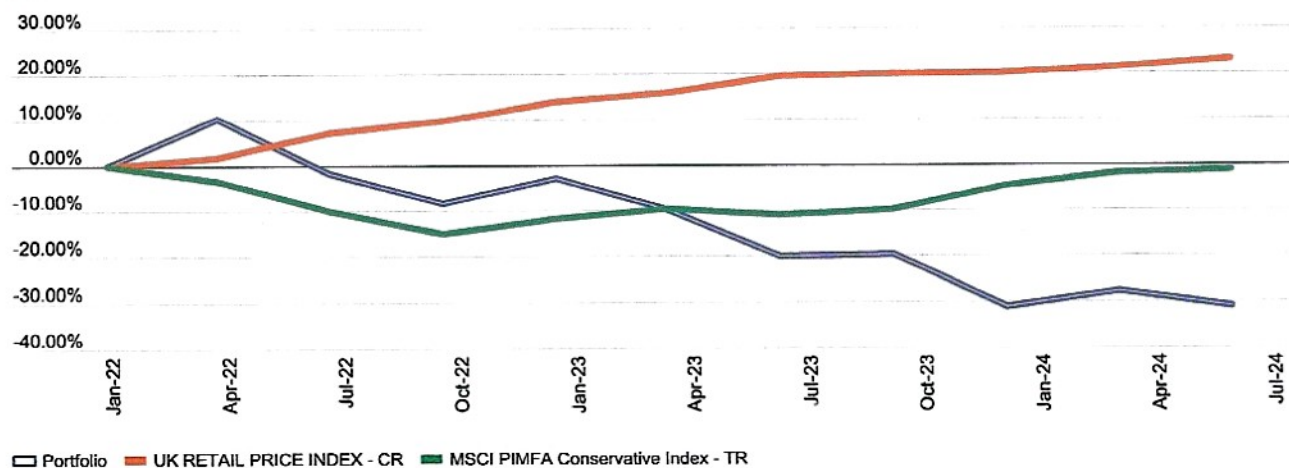
Currency: GBP

Performance from 1st April 2024 to 30th June 2024



Source of data: Interactive Data

Performance - Historic



Portfolio Breakdown

TRIUMPH PENSION FUND - Valuation as at 30th June 2024
Reference - RKTR0094

Currency: GBP

Top Portfolio Holdings (Excluding Cash)

Security and description	Asset Type	% of total portfolio	
ROYAL LONDON BD FD RL SHT TERM MONEY MKT Y ACC	MONEY MARKET	24.1%	<div></div>
GUINNESS AM FDS GUINNESS GBL EQTY INC Y GBP	EQUITY	22.0%	<div></div>
SOLGOLD PLC ORD GBP0.01	EQUITY	15.6%	<div></div>
VT ARGONAUT FUNDS VT ARGONAUT ABST RTN I ACC	EQUITY	13.5%	<div></div>
LIONTRUST GBL FDS GF EUR STRAT EQTY C3 GBP	EQUITY	9.9%	<div></div>
BNY MELLON INV FDS BNY MLN GBL INC INSTL W ACC	EQUITY	8.9%	<div></div>
ARTEMIS INV FDS IC ARTEMIS SHRT DUR STRAT BD I	FIXED INTEREST	5.9%	<div></div>

Investment Gain/Loss

Realised Gains/Losses This period	Realised Gains/Losses Last 12 months	Unrealised Gains/Losses As at Valuation Date
£91.73	-£6,888.87	-£21,232.26

The information provided here and in this report should not be used for tax purposes.

Income analysis for period 1st April 2024 to 30th June 2024

Income by asset type

Asset type	%	
MONEY MARKET	91.8%	<div></div>
EQUITY	8.2%	<div></div>

Top income contributors

Security and description	Income	% of total income
ROYAL LONDON BD FD RL SHT TERM MONEY MKT Y ACC	£319.04	72.6%
BLACKROCK FM LTD BLACKROCK CASH A ACC	£84.78	19.3%
BNY MELLON INV FDS BNY MLN GBL INC INSTL W ACC	£35.84	8.2%

Cash Summary and Statement

TRIUMPH PENSION FUND - Valuation as at 30th June 2024
Reference - RKTR0094

Currency: GBP

Cash Summary - TRIUMPH PENSION FUND DEALING CAPITAL ACCOUNT (GBP) - RKTR0094 D

Debits	Total	Credits	Total
Securities	£0.00	Securities	£4,973.00
Bought £0.00		Sold £4,973.00	
Cash	£2,078.00	Cash	£0.00
Withdrawals £2,078.00		Deposits £0.00	
Management And Other Fees	£264.11	Income	£66.79
		Dividend £0.00	
		Interest £66.79	
Adjustments	£0.00	Adjustments	£0.00
Adjusted securities £0.00		Adjusted securities £0.00	
Cash adjustments £0.00		Cash adjustments £0.00	
Income adjustments £0.00		Fee adjustments £0.00	
Total debits	£2,342.11	Total credits	£5,039.79

Cash Statement DEALING CAPITAL ACCOUNT (GBP) - RKTR0094 D

Date	Type Transaction ref.	Description	Debit	Credit	Running Balance
		Balance brought forward			£4,275.81
19/04/2024	Interest A00097TTEA	GROSS FREE MONEY INTEREST RKTR0094 D FOR PERIOD 01OCT23 TO 31MAR24		£66.79	£4,342.60
23/04/2024	Payment 0001610535	Regular BACS Payment to **-*-* *****1100	£2,078.00		£2,264.60
24/04/2024	Sale RK4006LW	4,533.6135 ROYAL LONDON BD FD RL SHT TERM MONEY MKT Y ACC GB00B8XYQ86 B8XYQ8 Venue ID: OTC and/or multiple venues SD: 26/04/2024 Time: 13:00:25 Order Type: Market Price £1.102873 Stamp Duty N/A Commission £27.00 Total charge £27.00 Initial Charge N/A Cleared by: Pershing Securities Limited.		£4,973.00	£7,237.60
26/04/2024	Charges J00098815A	Val Chg Inc VAT / RKTR0094__D	£15.00		£7,222.60
26/04/2024	Charges J00098UG9A	Custody Chg / RKTR0094__D	£7.32		£7,215.28

Transactions

TRIUMPH PENSION FUND - Valuation as at 30th June 2024

Currency: GBP

Reference - RKTR0094

Transactions by Type - TRIUMPH PENSION FUND DEALING CAPITAL ACCOUNT - RKTR0094 D

Trade Date	Transaction Type	Details	Quantity	Price (GBP)	Cost (GBP)	Proceeds	Gain/Loss
MONEY MARKET							
24/04/2024	SOLD	B8XYYQ8 - ROYAL LONDON BD FD RL SHT TERM MONEY MKT Y ACC	-4,533.6135	£1.10	£4,881.27	£4,973.00	£91.73
30/04/2024	ADJUST - ACCUMULATION	B8XYYQ8 - ROYAL LONDON BD FD RL SHT TERM MONEY MKT Y ACC			£319.04		
Period Totals					£5,200.31	£4,973.00	£91.73

Prices are rounded to 2 decimal places for display. Values are calculated using multiple decimal places.

File61 / 000000 - 01/01/RK166

TRIUMPH PENSION FUND
VENTURE WALES BUILDING
PENTREBACH
MERTHYR TYDFILL
CF48 4DR



38900/00008/4/000114



Equerry Investment Management is a trade name of Raymond James Investment Services Limited utilised under exclusive licence. Raymond James Investment Services Ltd is authorised and regulated by the Financial Conduct Authority, No.194713 and is a member of the London Stock Exchange. Registered in England and Wales No. 3779657. Registered Office: Ropemaker Place, 25 Ropemaker Street, London, EC2Y 9LY. This document should not be interpreted as a statement of securities held on your behalf by Pershing Securities Limited. For such a statement please refer to the regular custody report. Pershing Securities Limited is an affiliate of Pershing LLC, a subsidiary of The Bank of New York Mellon Corporation. Registered in England and Wales under No. 2474912. Member of the London Stock Exchange. Authorised and regulated by the Financial Conduct Authority, No. 146576. E. & O. E.

Page intentionally left blank

■ Portfolio Charges

TRIUMPH PENSION FUND - Valuation as at 30th June 2024
Reference - RKTR0094

Currency: GBP

Account Holder	Account Type	Base Ccy Charge	Portfolio Ccy Charge
Total Management and Other Fees			
TRIUMPH PENSION FUND RKTR0094 D	DEALING CAPITAL ACCOUNT (GBP)	£264.11	£264.11
	TRIUMPH PENSION FUND Total		£264.11
	Portfolio Total		£264.11
Total Cost Associated with Trade Execution			
TRIUMPH PENSION FUND RKTR0094 D	DEALING CAPITAL ACCOUNT (GBP)	£27.00	£27.00
	TRIUMPH PENSION FUND Total		£27.00
	Portfolio Total		£27.00

■ Cash Summary and Statement

TRIUMPH PENSION FUND - Valuation as at 30th June 2024
Reference - RKTR0094

Currency: GBP

Date	Type Transaction ref.	Description	Debit	Credit	Running Balance
09/05/2024	Dividend 010043248B	Dividend on 2,645.4950 Valued on 300424 BLACKROCK FM LTD BLACKROCK CASH A ACC			£7,215.28
28/05/2024	Charges J000A0K1LA	Custody Chg / RKTR0094__D	£6.62		£7,208.66
03/06/2024	Dividend 010136121B	Dividend on 1,417.7780 Valued on 310524 BNY MELLON INV FDS BNY MLN GBL INC INSTL W AC			£7,208.66
27/06/2024	Charges J000A20FXA	Custody Chg / RKTR0094__D	£6.65		£7,202.01
27/06/2024	Charges J000A2NSLA	Mgt Fee Inc VAT / RKTR0094__D	£228.52		£6,973.49
Closing balance					£6,973.49

Portfolio Valuation

TRIUMPH PENSION FUND - Valuation as at 30th June 2024
Reference - RKTR0094

Currency: GBP

TRIUMPH PENSION FUND DEALING CAPITAL ACCOUNT - RKTR0094 D

Security Name and Description	Valuation Holding	Current Price Portfolio Ccy [Current Price Stock Ccy]	Current Value Portfolio Ccy [Current Value Stock Ccy]	Cost	Unrealised Gain/Loss	Estimated Gross Income	Est. Yield %
EQUITY - 61.6%							
UNITED KINGDOM							
CANADIAN OVERSEAS COM NPV(POST REV SPLIT) (DI	402,889	£0†	£4.03	£18,212.14	-£18,208.11		
SOLGOLD PLC ORD GBP0.01	91,211	£0.0876	£7,990.08	£13,172.45	-£5,182.37		
GLOBAL							
BNY MELLON INV FDS BNY MLN GBL INC INSTL W ACC	1,417.778	£3.2109 XD	£4,552.34	£4,435.71	£116.63	£147	3.2%
GUINNESS AM FDS GUINNESS GBL EQTY INC Y GBP	416.56	£27.0901	£11,284.65	£10,027.00	£1,257.65		
LIONTRUST GBL FDS GF EUR STRAT EQTY C3 GBP	203.1135	£25.1105	£5,100.28	£5,054.00	£46.28		
VT ARGONAUT FUNDS VT ARGONAUT ABST RTN I ACC	2,026.1709	£3.4174	£6,924.32	£6,287.29	£637.03	£120	1.7%
Total			£35,855.70	£57,188.59		£267	
FIXED INTEREST - 5.2%							
GLOBAL							
ARTEMIS INV FDS IC ARTEMIS SHRT DUR STRAT BD I	2,582.201	£1.1778 XD	£3,041.32	£3,027.00	£14.32	£142	4.7%
Total			£3,041.32	£3,027.00		£142	
MONEY MARKET - 21.2%							
UNITED KINGDOM							
ROYAL LONDON BD FD RL SHT TERM MONEY MKT Y ACC	11,116.0333	£1.1132	£12,373.81	£12,287.50	£86.31	£621	5.0%
Total			£12,373.81	£12,287.50		£621	
CASH LEDGER BALANCE - 12.0%							
Total			£6,973.49	£6,973.49		£174	
Account Totals			£58,244.32	£79,476.58		£1,204	

† Denotes prices have been obtained and provided by us

■ Portfolio Breakdown

TRIUMPH PENSION FUND - Valuation as at 30th June 2024
Reference - RKTR0094

Currency: GBP

		Performance in this period
TRIUMPH PENSION FUND - DEALING CAPITAL ACCOUNT	RKTR0094 D	-4.6%
Investment Objective - As agreed with your Wealth Manager		

Note: Historical performance is shown on an accumulated basis. Performance is calculated either from the start of the first period, or the start of the subsequent period depending on your circumstances. The values calculated will be based on the individual accounts that are linked to your portfolio as at the valuation end date. Where performance on an earnings account has been excluded, this account will be suppressed from the account performance section but will continue to form part of the overall historic performance calculation. A full list of accounts linked to this portfolio can be found in the Portfolio Summary section of this document.

The calculation of your portfolio is time and money weighted, so that the overall performance calculation takes into account funds that have been added and removed. Benchmarks shown are total return values. If the total return value is not available, or you have requested it, then the capital return value will be shown instead. This will be denoted by (CR) in the benchmark description. Total return benchmarks are calculated assuming the re-investment of all interest, dividends and distributions. Capital return benchmarks exclude re-invested income.

Past performance should not be taken as an indication or guarantee of future performance and no representation or warranty, express or implied, is made regarding future performance.

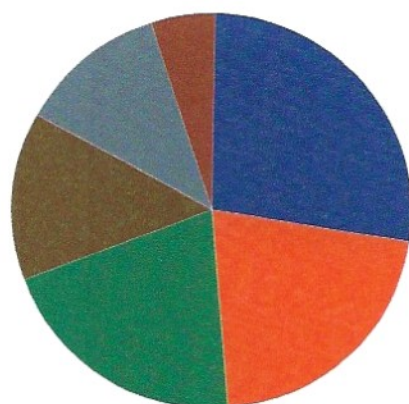
Portfolio Breakdown

TRIUMPH PENSION FUND - Valuation as at 30th June 2024
Reference - RKTR0094

Currency: GBP

Total Portfolio Value as at 30th June 2024 was £58,244.32

Sector Allocation



	Amount	Percentage
GLOBAL EQUITY INCOME	£15,836.99	27.2%
GBP MONEY MARKET - SHORT TERM	£12,373.81	21.2%
LONG/SHORT EQUITY - OTHER	£12,024.60	20.6%
MINING, EXTRACTION & PROCESSING	£7,990.08	13.7%
CASH LEDGER BALANCE	£6,973.49	12.0%
GLOBAL FLEXIBLE BOND - GBP HEDGED	£3,041.32	5.2%

Asset Allocation in Detail

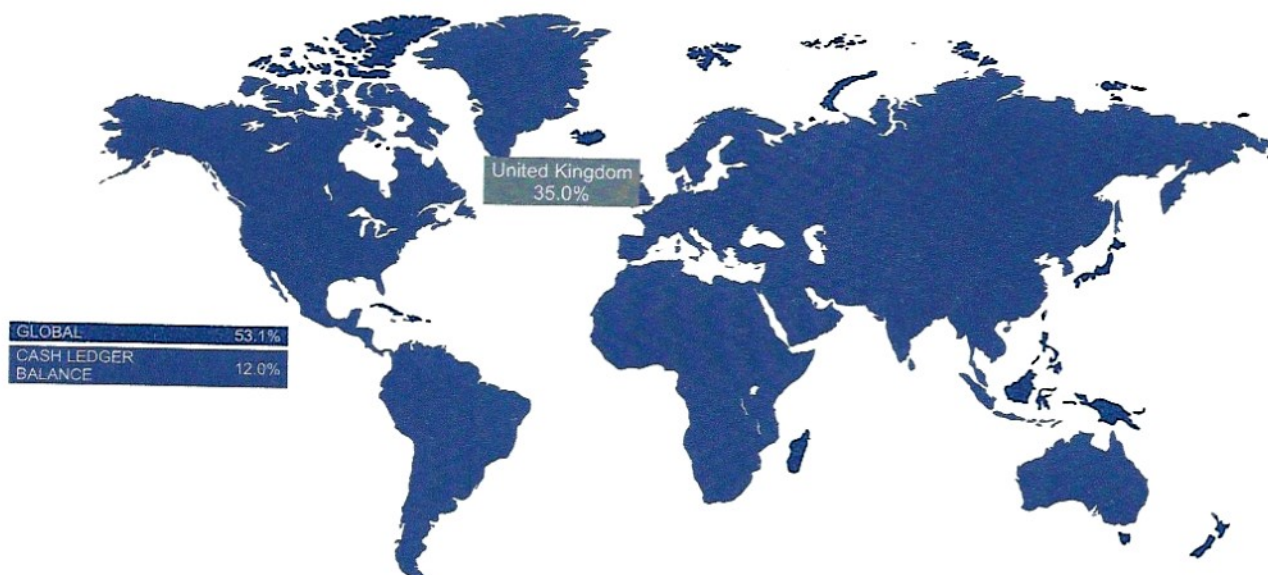
As at 30 June 2024

EQUITY	61.6 %	
MONEY MARKET	21.2 %	
TOTAL CASH	12.0 %	
FIXED INTEREST	5.2 %	

As at 1 April 2024

EQUITY	60.5 %	
MONEY MARKET	27.7 %	
TOTAL CASH	6.9 %	
FIXED INTEREST	4.9 %	

Geographical Allocation



■ Contents

Portfolio Summary	3
Portfolio Breakdown - Review, Performance & Income	4
Portfolio Valuation, Cash Summary and Accounts, Transactions	8
TRIUMPH PENSION FUND - DEALING CAPITAL ACCOUNT - Portfolio Valuation - RKTR0094 D	8
TRIUMPH PENSION FUND - DEALING CAPITAL ACCOUNT - Cash Summary and Accounts - RKTR0094 D	9
TRIUMPH PENSION FUND - DEALING CAPITAL ACCOUNT - Transactions - RKTR0094 D	11
Portfolio Charges	12
Portfolio Notes	13